



## Criterion II – Teaching–Learning and Evaluation Student Satisfaction

### Survey on Teaching Learning Process

#### Student Satisfaction Survey Analysis for Year 2020-21


During the Academic year 2020-21 the Total number of students enrolled are 179. We have conducted offline Student Satisfaction Survey. The total students participated in the survey are 168 out of 176.

#### 1. How much of the syllabus was covered in the class? 4 – 85 to 100%

- 100%
- 3 – 70 to 84%
- 2 – 55 to 69%
- 1 – 30 to 54%
- 0 – Below 30%

Choice Number/ Remark	Students Responses
4 85 to 100%	81
3 70 to 84%	62
2 55 to 69%	25
1 30 to 54%	0
0 Below 30%	0

#### Syllabus was covered in the class



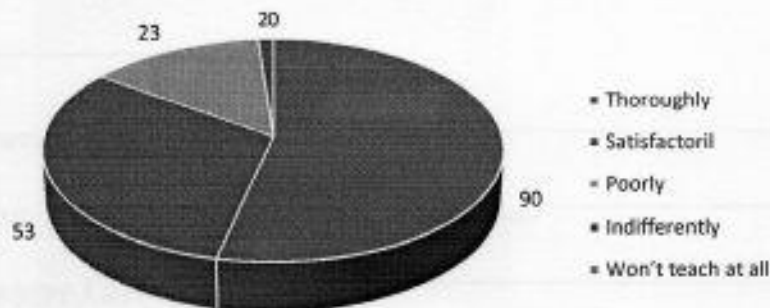


**2. How well did the teachers prepare for the classes?**

- 4 – Thoroughly
- 3 – Satisfactorily
- 2 – Poorly
- 1 – Indifferently
- 0 – Won't teach at all

Choice Number/ Remark	Students Responses
4 Thoroughly	90
3 Satisfactorily	53
2 Poorly	23
1 Indifferently	2
0 Won't teach at all	0

**How well did the teachers prepare for the classes?**



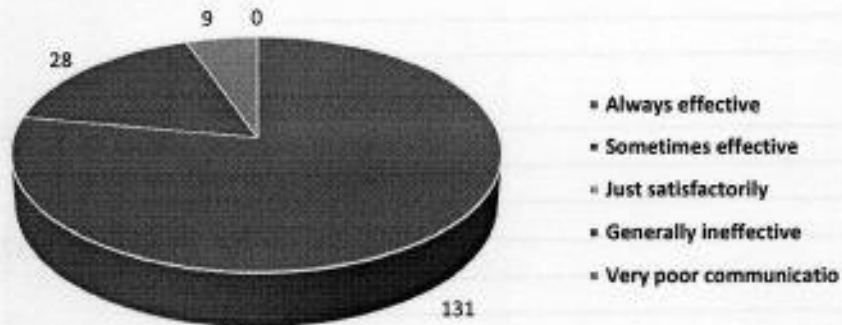


3. How well were the teachers able to communicate?4 –

- Always effective
- 3 – Sometimes effective
- 2 – Just satisfactorily
- 1– Generally ineffective
- 0– Very poor communication

Choice Number/ Remark	Students Responses
Always effective	131
Sometimes effective	28
Just satisfactorily	9
Generally ineffective	0
Very poor communication	0

How well were the teachers able to communicate?



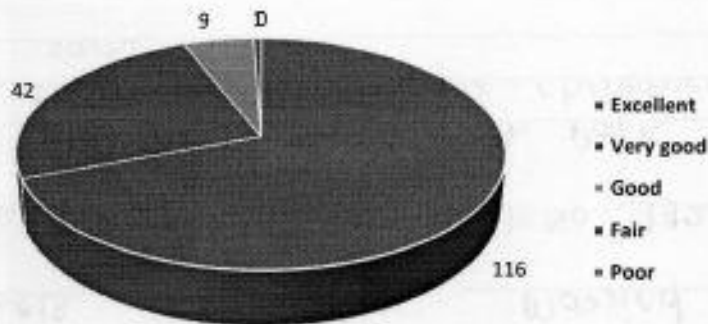


**4. The teacher's approach to teaching can best be described as**

- 4- Excellent
- 3 - Very good
- 2 - Good
- 1 - Fair
- 0- Poor

Choice Number/ Remark		Students Responses
4	Excellent	116
3	Very good	42
2	Good	9
1	Fair	1
0	Poor	0

The teacher's approach to teaching can best be described as

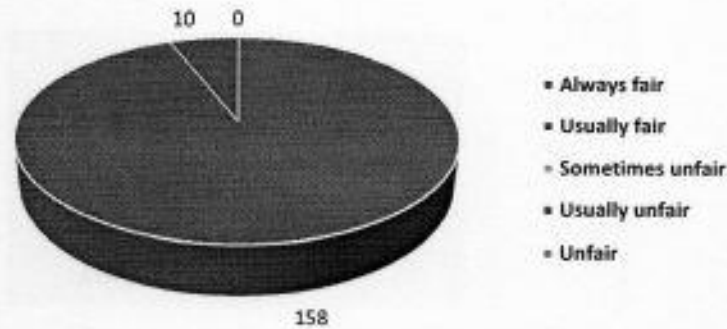


5. Fairness of the internal evaluation process by the teachers.

- 4 – Always fair
- 3 – Usually fair
- 2 – Sometimes unfair – Usually unfair
- 1 – Usually unfair
- 0 – Unfair

Choice Number/ Remark	Students Responses
4 Always fair	158
3 Usually fair	10
2 Sometimes unfair	0
1 Usually unfair	0
0 Unfair	0

Fairness of the internal evaluation process by the teachers.



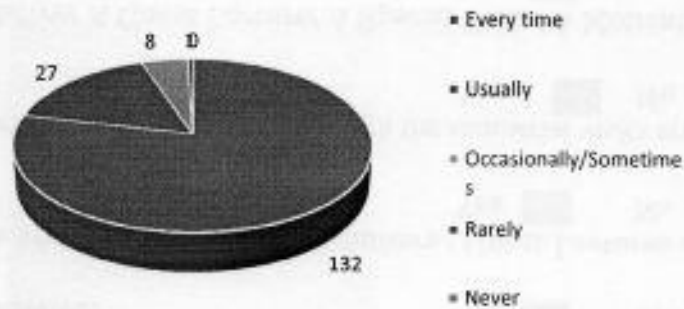


**6. Was your performance in assignments discussed with you?**

- 4 – Every time
- 3 – Usually
- 2 – Occasionally/Sometimes
- 1 – Rarely
- 0 – Never

Choice Number/ Remark		Students Responses
4	Every time	132
3	Usually	27
2	Occasionally/Sometimes	8
1	Rarely	1
0	Never	0

**Was your performance in assignments discussed with you?**

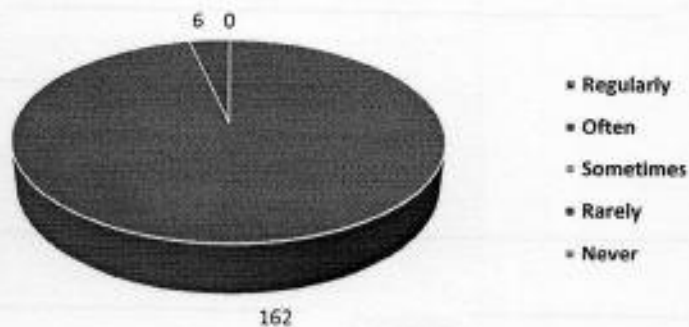


7. The institute takes active interest in promoting internship, student exchange, field visit opportunities for students.

- 4 – Regularly
- 3 – Often
- 2 – Sometimes
- 1 – Rarely
- 0 – Never

Choice Number/ Remark		Students Responses
4	Regularly	162
3	Often	6
2	Sometimes	0
1	Rarely	0
0	Never	0

The institute takes active interest in promoting internship, student exchange, field visit opportunities for students

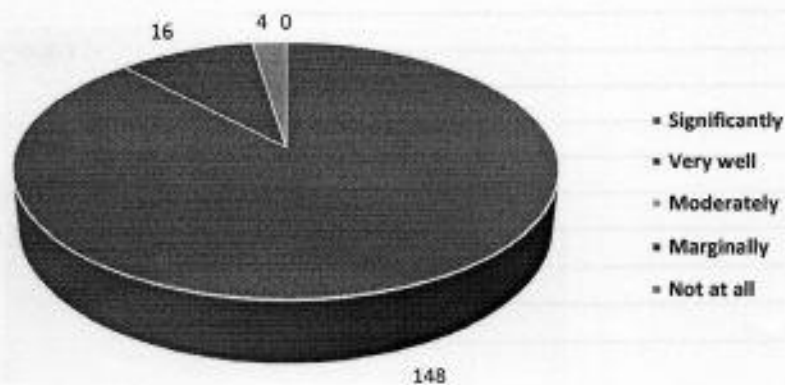


**8. The teaching and mentoring process in your institution facilitates you in cognitive, social and emotional growth.**

- 4 – Significantly
- 3 – Very well
- 2 – Moderately
- 1 – Marginally
- 0 – Not at all

Choice Number/ Remark	Students Responses
4 Significantly	148
3 Very well	16
2 Moderately	4
1 Marginally	0
0 Not at all	0

**The teaching and mentoring process in your institution facilitates you in cognitive, social and emotional growth.**







**9. The institution provides multiple opportunities to learn and grow.**

4 – Strongly agree

3 – Agree

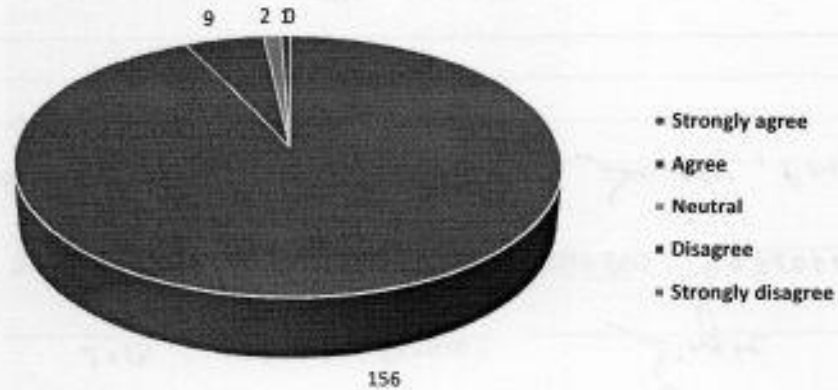
2 – Neutral

1 – Disagree

0 – Strongly disagree

Choice Number/ Remark		Students Responses
4	Strongly agree	156
3	Agree	9
2	Neutral	2
1	Disagree	1
0	Strongly disagree	0

**The institution provides multiple opportunities to learn and grow.**



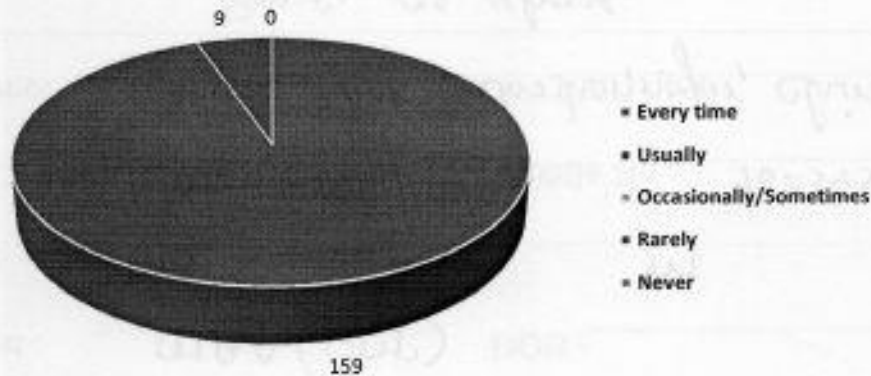


**10. Teachers inform you about your expected competencies, course outcomes and programme outcomes.**

- 4 - Every time
- 3 - Usually
- 2 - Occasionally/Sometimes
- 1 - Rarely
- 0 - Never

Choice Number/ Remark		Students Responses
4	Every time	159
3	Usually	9
2	Occasionally/Sometimes	0
1	Rarely	0
0	Never	0

**Teachers inform you about your expected competencies, course outcomes and programme outcomes**



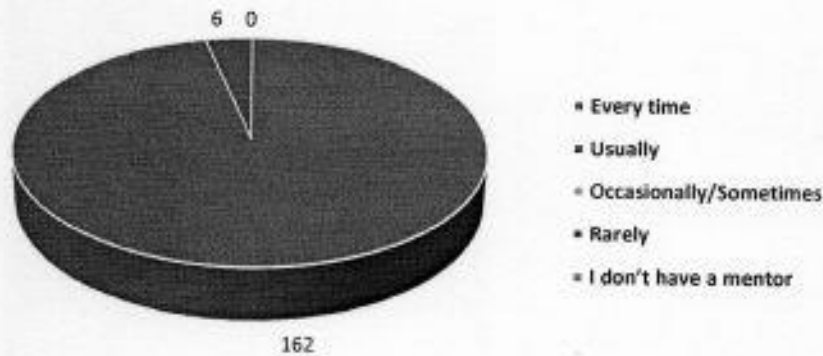


**11. Your mentor does a necessary follow-up with an assigned task to you.**

- 4 – Every time
- 3 – Usually
- 2 – Occasionally/Sometimes
- 1 – Rarely
- 0 – I don't have a mentor

Choice Number/ Remark		Students Responses
4	Every time	162
3	Usually	6
2	Occasionally/Sometimes	0
1	Rarely	0
0	I don't have a mentor	0

**Your mentor does a necessary follow-up with an assigned task to you**






12. The teachers illustrate the concepts through examples and applications.

- 4 – Every time
- 3 – Usually
- 2 – Occasionally/Sometimes
- 1 – Rarely
- 0 – Never

Choice Number/ Remark		Students Responses
4	Every time	162
3	Usually	6
2	Occasionally/Sometimes	0
1	Rarely	0
0	Never	0

The teachers illustrate the concepts through examples and applications.



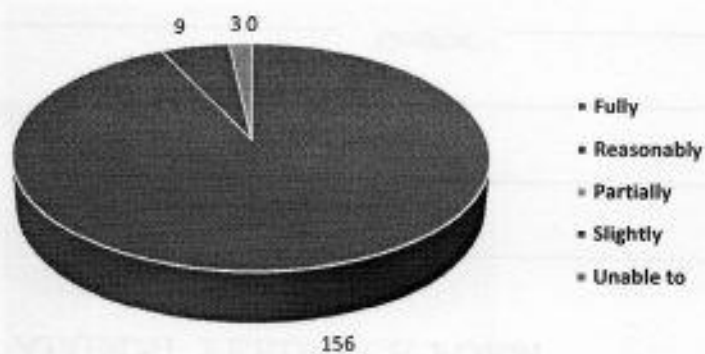


13. The teachers identify your strengths and encourage you with providing right level of challenges.

- 4 – Fully
- 3 – Reasonably
- 2 – Partially
- 1 – Slightly
- 0 – Unable to

Choice Number/ Remark		Students Responses
4	Fully	156
3	Reasonably	9
2	Partially	3
1	Slightly	0
0	Unable to	0

The teachers identify your strengths and encourage you with providing right level of challenges.



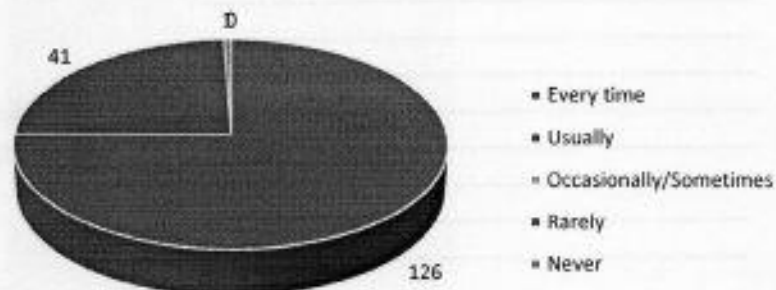


**14. Teachers are able to identify your weaknesses and help you to overcome them.**

- 4 – Every time
- 3 – Usually
- 2 – Occasionally/Sometimes
- 1 – Rarely
- 0 – Never

Choice Number/ Remark		Students Responses
4	Every time	126
3	Usually	41
2	Occasionally/Sometimes	1
1	Rarely	0
0	Never	0

**Teachers are able to identify your weaknesses and help you to overcome them**






15. The institution makes effort to engage students in the monitoring, review and continuous quality improvement of the teaching learning process.

- 4 – Strongly agree
- 3 – Agree
- 2 – Neutral
- 1 – Disagree
- 0 – Strongly disagree

Choice Number/ Remark		Students Responses
4	Strongly agree	125
3	Agree	42
2	Neutral	1
1	Disagree	0
0	Strongly disagree	0

The institution makes effort to engage students in the monitoring, review and continuous quality improvement of the teaching learning process.



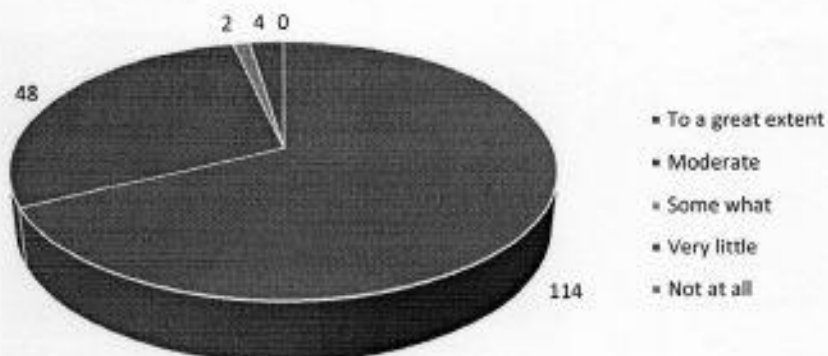


**16. The institute/ teachers use student centric methods, such as experiential learning, participative learning and problem solving methodologies for enhancing learning experiences.**

- 4 – To a great extent
- 3 – Moderate
- 2 – Somewhat
- 1 – Very little
- 0 – Not at all

Choice Number/ Remark	Students Responses
4 To a great extent	114
3 Moderate	48
2 Some what	2
1 Very little	4
0 Not at all	0

The institute/ teachers use student centric methods, such as experiential learning, participative learning and problem solving methodologies for enhancing learning experiences





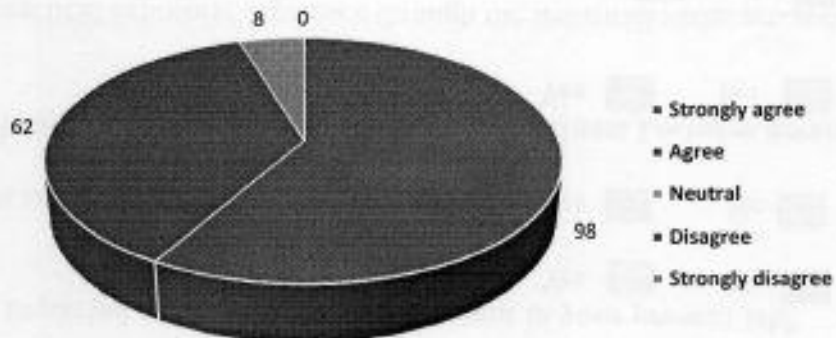


**17. Teachers encourage you to participate in extracurricular activities.**

- 4 – Strongly agree
- 3 – Agree
- 2 – Neutral
- 1 – Disagree
- 0 – Strongly disagree

Choice Number/ Remark		Students Responses
4	Strongly agree	98
3	Agree	62
2	Neutral	8
1	Disagree	0
0	Strongly disagree	0

**Teachers encourage you to participate in extracurricular activities.**



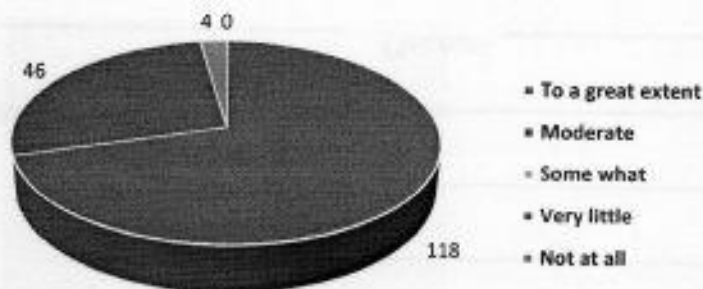


18. Efforts are made by the institute/ teachers to inculcate soft skills, life skills and employability skills to make you ready for the world of work.

- 4 – To a great extent
- 3 – Moderate
- 2 – Some what
- 1 – Very little
- 0 – Not at all

Choice Number/ Remark		Students Responses
4	To a great extent	118
3	Moderate	46
2	Some what	4
1	Very little	0
0	Not at all	0

Efforts are made by the institute/ teachers to inculcate soft skills, life skills and employability skills to make you ready for the world of work.



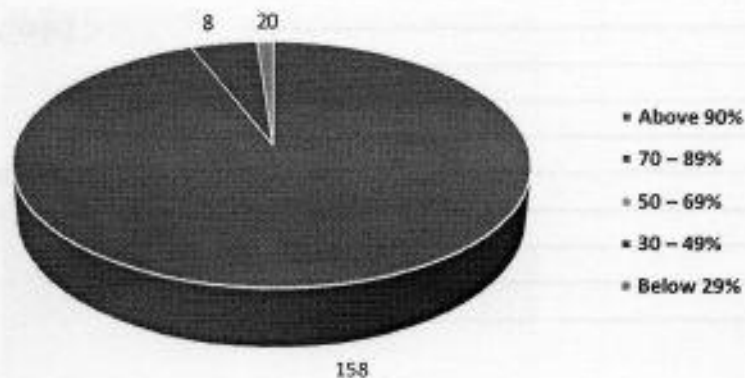


19. What percentage of teachers use ICT tools such as LCD projector, Multimedia, etc. while teaching?

- 4 – Above 90%
- 3 – 70 – 89%
- 2 – 50 – 69%
- 1 – 30 – 49%
- 0 – Below 29%

Choice Number/ Remark		Students Responses
4	Above 90%	158
3	70 – 89%	8
2	50 – 69%	2
1	30 – 49%	0
0	Below 29%	0

What percentage of teachers use ICT tools such as LCD projector, Multimedia, etc. while teaching.




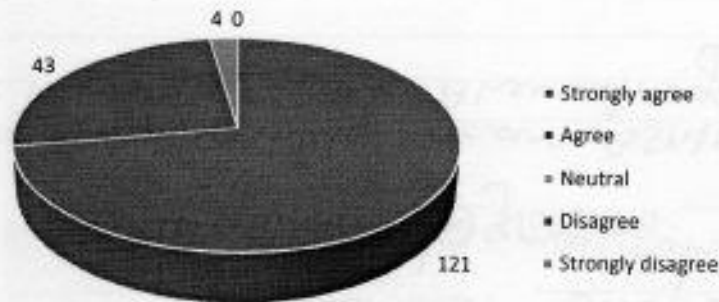


20. The overall quality of teaching-learning process in your institute is very good.

- 4 - Strongly agree
- 3 - Agree
- 2 - Neutral
- 1 - Disagree
- 0 - Strongly disagree

Choice Number/ Remark		Students Responses
4	Strongly agree	121
3	Agree	43
2	Neutral	4
1	Disagree	0
0	Strongly disagree	0

The overall quality of teaching-learning process in your institute is very good.





21. Give three observations / suggestions to improve the overall teaching – learning experience in your institution.

- 1 Best Experienced Teachers
- 2 All Teachers are highly qualified
- 3 Teachers are very co-operative, and in touch personally
- 4 Institute provides internship to all the students in top reputed organizations
- 5 Institute has tie up with various companies, we seek more MNC's
- 6 Require more outdoor sports
- 7 More Industry Visits are necessary by the Institute.
- 8 Institute can organize more sessions on Research and Consultancy programs
- 9 Suggest to organize huge no. of Tree plantation programs
- 10 Request more post COVID Industry Visits
- 11 Suggest Activity based learning
- 12 Request to Organize HR Panel Discussion
- 13 Request to share/organize success story of Startup
- 14 All teachers are very good and excellent in Teaching
- 15 I have learned lot of things from Institution, and would like to make my career according to directions given by teachers
- 16 Make availability of e books for students in each semester
- 17 Videos of recorded lectures share in MS Team app.

