



Yashaswi Education Society's

Reg No. Maha. : 417/2007/Pune

INTERNATIONAL INSTITUTE OF MANAGEMENT SCIENCE

An ISO 9001 Certified Institute

**(Approved by AICTE Ministry of HRD Govt. of India, Recognised by Govt. of Maharashtra
and Affiliated to Savitribai Phule Pune University)**

Campus. : IIMS Bldg, S. No. 169/1/A, Opp. Elpro International, Chinchwad, Pune - 411033. Ph.: (020) 27353730/32/33/34, Fax : (020) 27354731
Website. : www.iims.ac.in E-mail : info@iims.ac.in

1.4.2: Feedback on the Facility/Ambience at the institution from the following stakeholders

1) Students

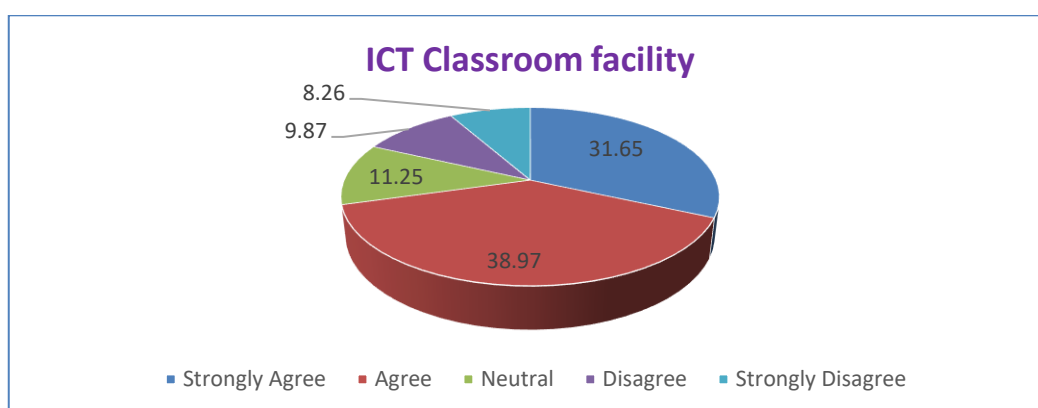
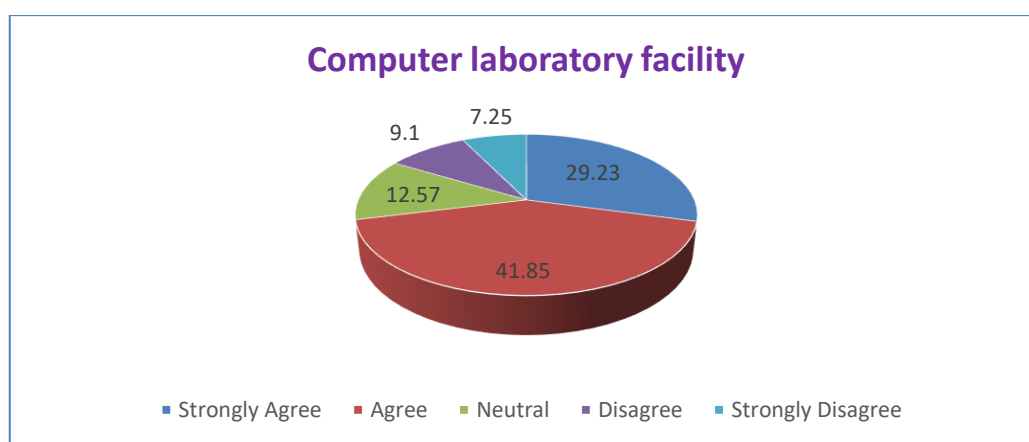
2) Teachers

3) Employers

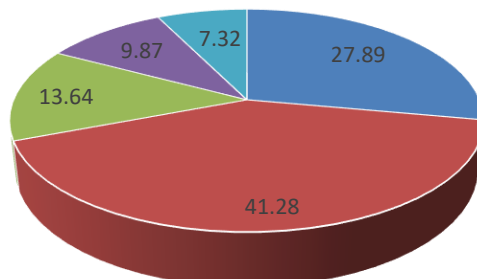
4) Alumni

A) Feedback on the Facility/Ambience at the institution given by students (N= 358)

Sr.No	Parameter	Strongly Agree	Agree	Neutral	Disagree	Strongly Disagree	Total
1	Computer laboratory facility	29.23%	41.85%	12.57%	9.1%	7.25%	100.00%
2	ICT Classroom facility	31.65%	38.97%	11.25%	9.87%	8.26%	100.00%
3	Library facility	27.89%	41.28%	13.64%	9.87%	7.32%	100.00%
4	Drinking water facility	32.85%	38.98%	10.02%	9.57%	8.58%	100.00%
5	Wash-room facility	31.25%	41.51%	11.58%	8.79%	6.87%	100.00%
6	Internet/Wi-Fi facility in College	28.81%	41.58%	10.87%	9.87%	8.87%	100.00%
7	Canteen facility	5.25%	15.12%	16.45%	41.83%	21.35%	100.00%
8	Cleanliness in Institution	27.34%	41.52%	13.65%	9.12%	8.37%	100.00%
9	Medical facility	32.57%	37.87%	12.28%	9.64%	7.64%	100.00%
10	Sport Facility	7.89%	15.64%	22.34%	43.62%	10.51%	100.00%

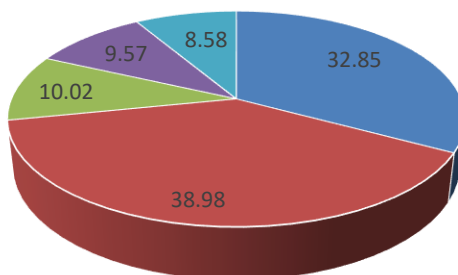


Library facility



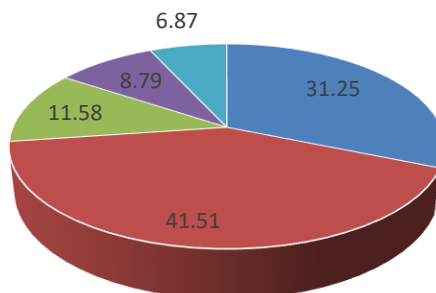
■ Strongly Agree ■ Agree ■ Neutral ■ Disagree ■ Strongly Disagree

Drinking water facility



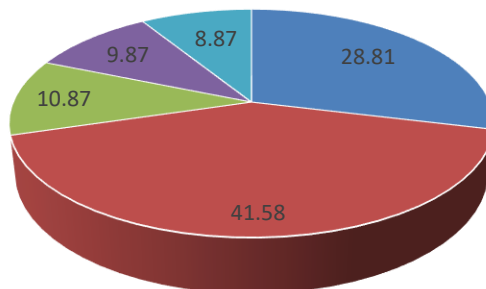
■ Strongly Agree ■ Agree ■ Neutral ■ Disagree ■ Strongly Disagree

Wash-room facility



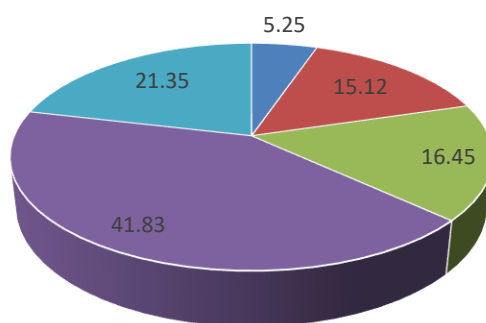
■ Strongly Agree ■ Agree ■ Neutral ■ Disagree ■ Strongly Disagree

Internet/Wi-Fi facility in College



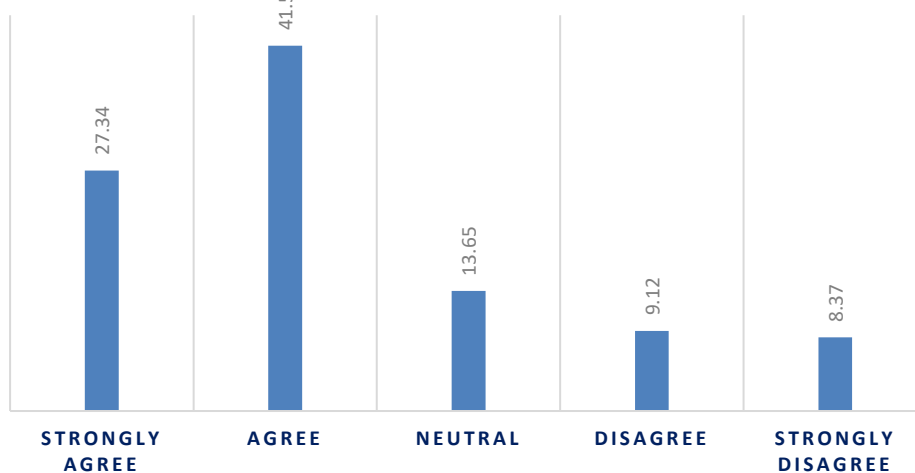
■ Strongly Agree ■ Agree ■ Neutral ■ Disagree ■ Strongly Disagree

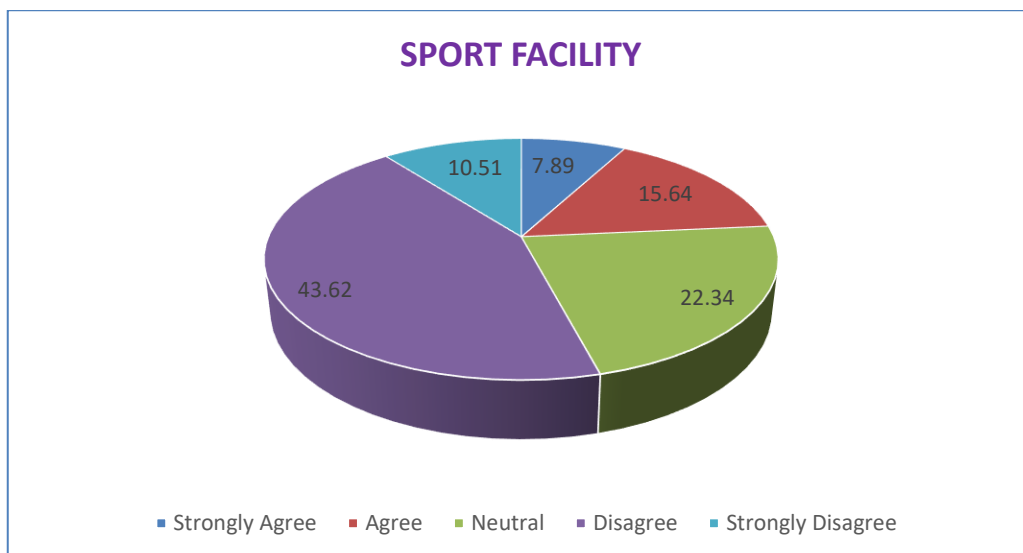
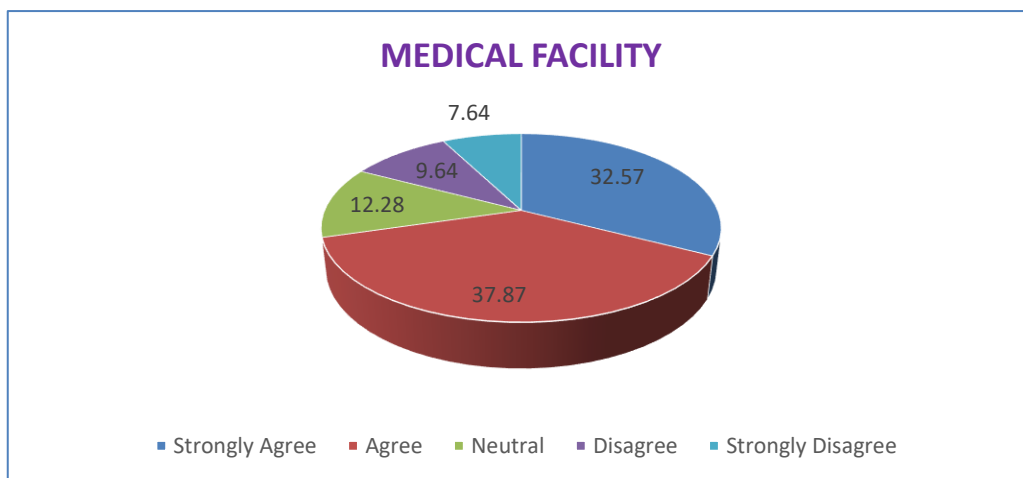
Canteen facility



■ Strongly Agree ■ Agree ■ Neutral ■ Disagree ■ Strongly Disagree

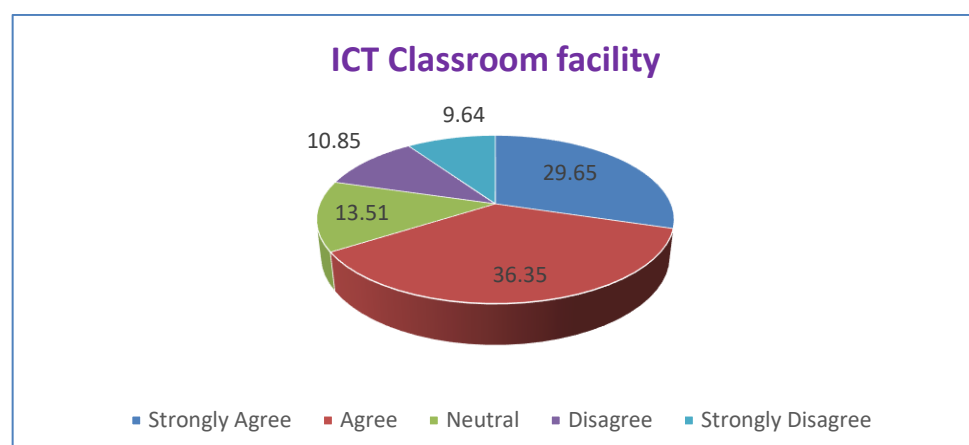
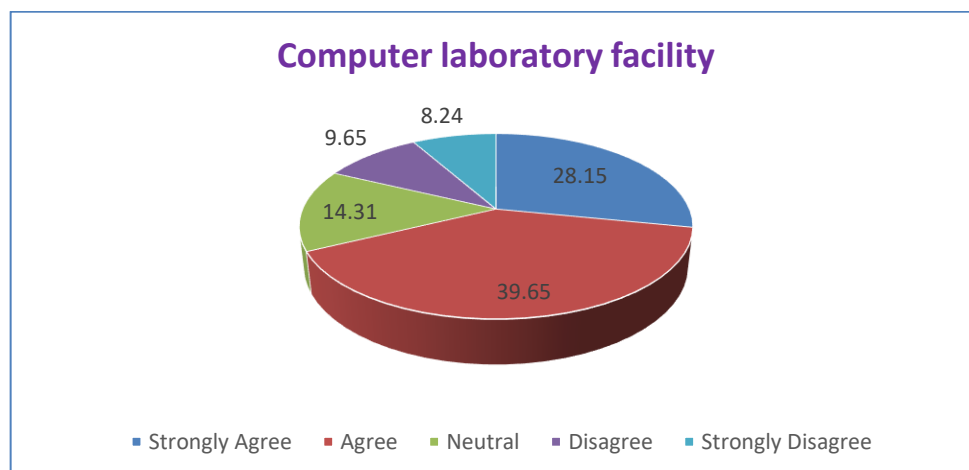
CLEANLINESS IN INSTITUTION

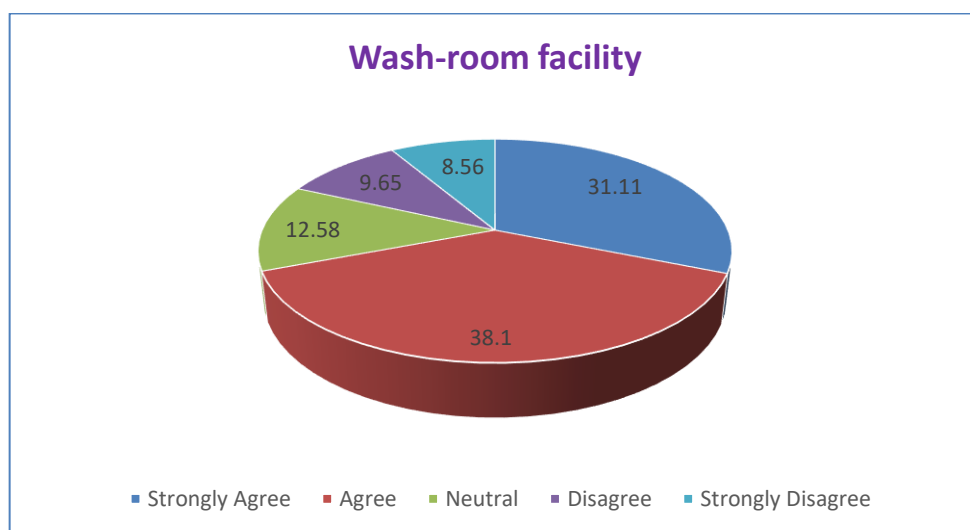
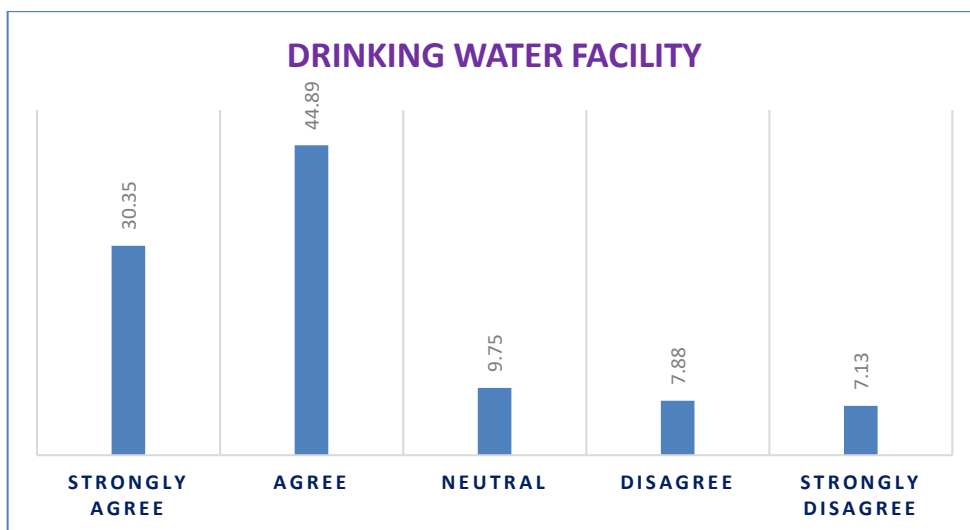
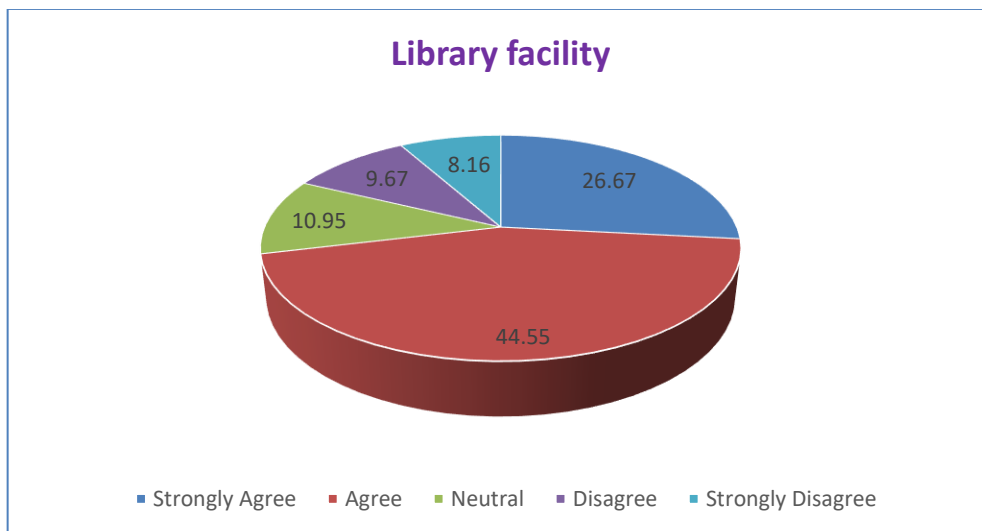




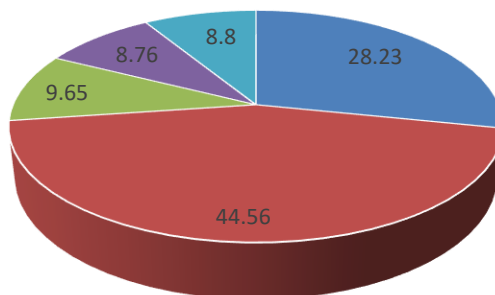
B) Feedback on the Facility/Ambience at the institution given by 18 Teachers

Sr.No	Parameter	Strongly Agree	Agree	Neutral	Disagree	Strongly Disagree	Total
1	Computer laboratory facility	28.15%	39.65%	14.31%	9.65%	8.24%	100.00%
2	ICT Classroom facility	29.65%	36.35%	13.51%	10.85%	9.64%	100.00%
3	Library facility	26.67%	44.55%	10.95%	9.67%	8.16%	100.00%
4	Drinking water facility	30.35%	44.89%	9.75%	7.88%	7.13%	100.00%
5	Wash-room facility	31.11%	38.1%	12.58%	9.65%	8.56%	100.00%
6	Internet/Wi-Fi facility in College	28.23%	44.56%	9.65%	8.76%	8.8%	100.00%
7	Canteen facility	9.16%	17.56%	18.64%	41.62%	13.02%	100.00%
8	Cleanliness in Institution	29.34%	42%	12.24%	8.75%	7.67%	100.00%
9	Medical facility	25.25%	46.34%	10.28%	9.64%	8.49%	100.00%
10	Sport Facility	7.89%	9.69%	18.64%	45.89%	17.89%	100.00%



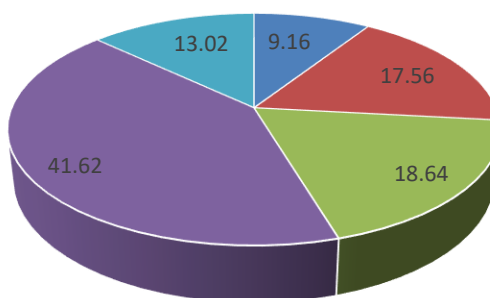


Internet/Wi-Fi facility in College



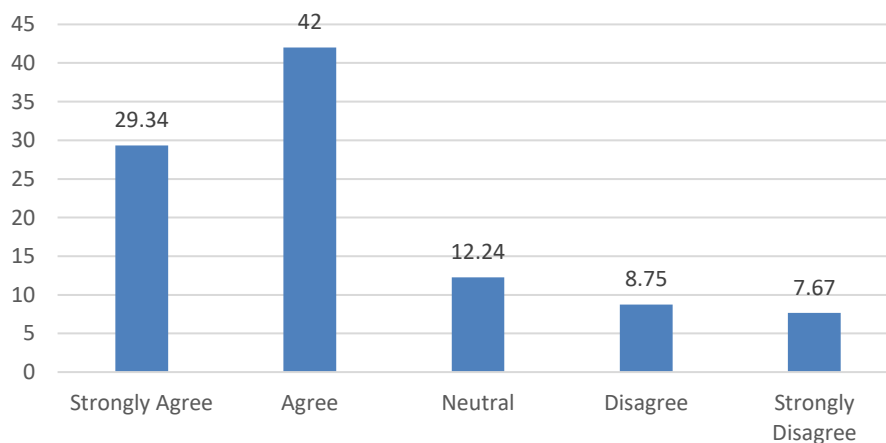
Strongly Agree Agree Neutral Disagree Strongly Disagree

Canteen facility

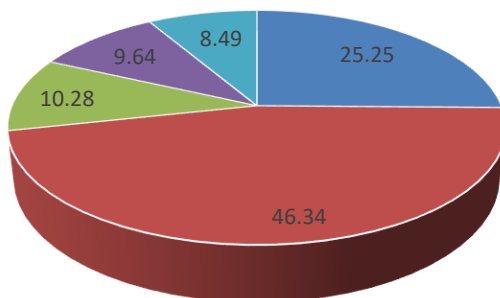


Strongly Agree Agree Neutral Disagree Strongly Disagree

CLEANLINESS IN INSTITUTION

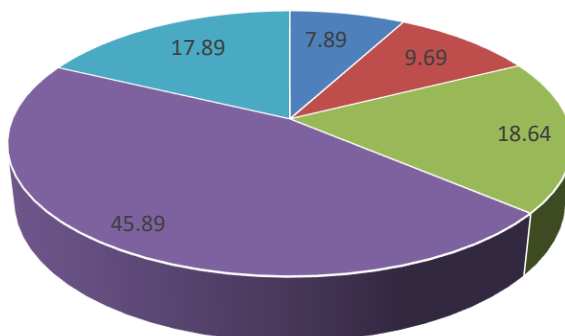


MEDICAL FACILITY



■ Strongly Agree ■ Agree ■ Neutral ■ Disagree ■ Strongly Disagree

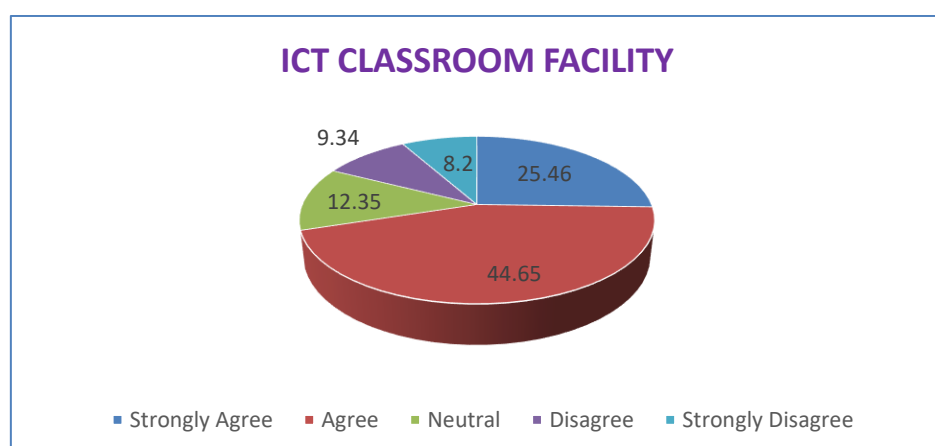
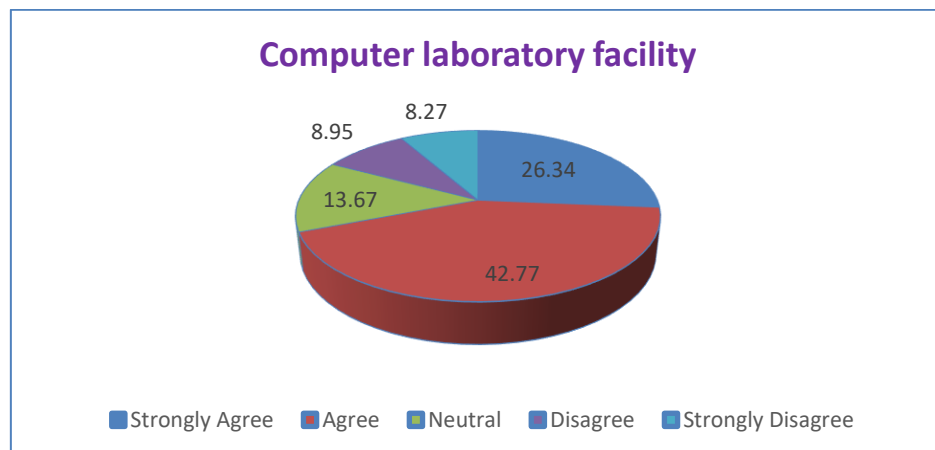
SPORT FACILITY

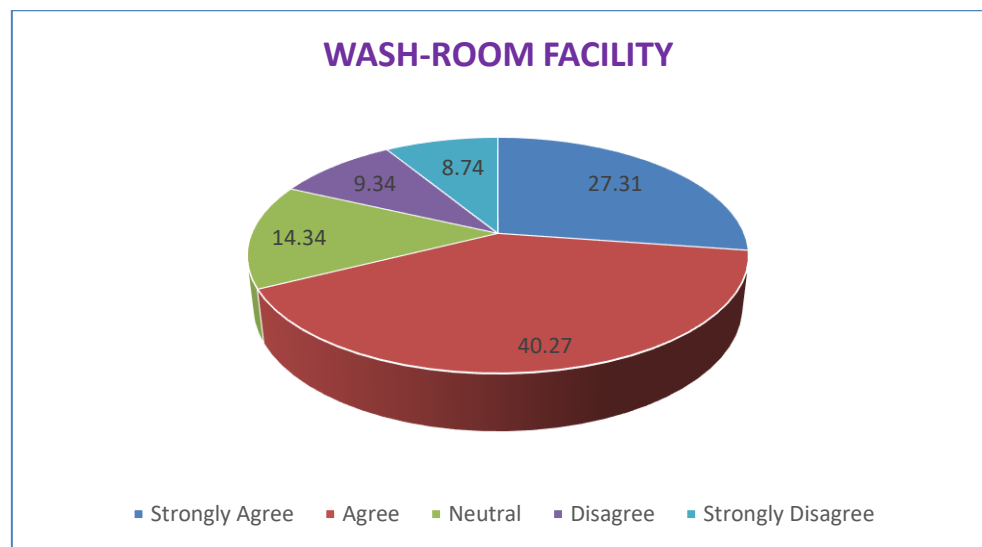
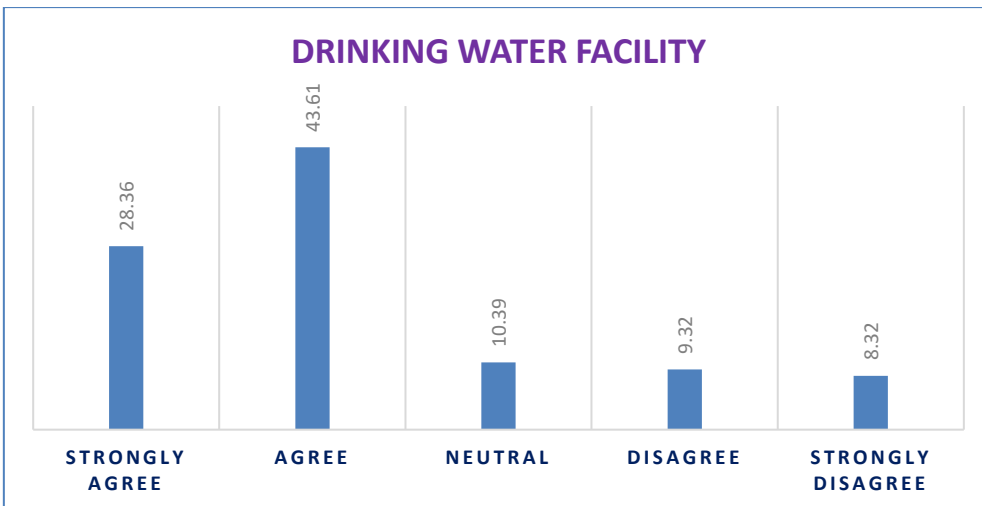
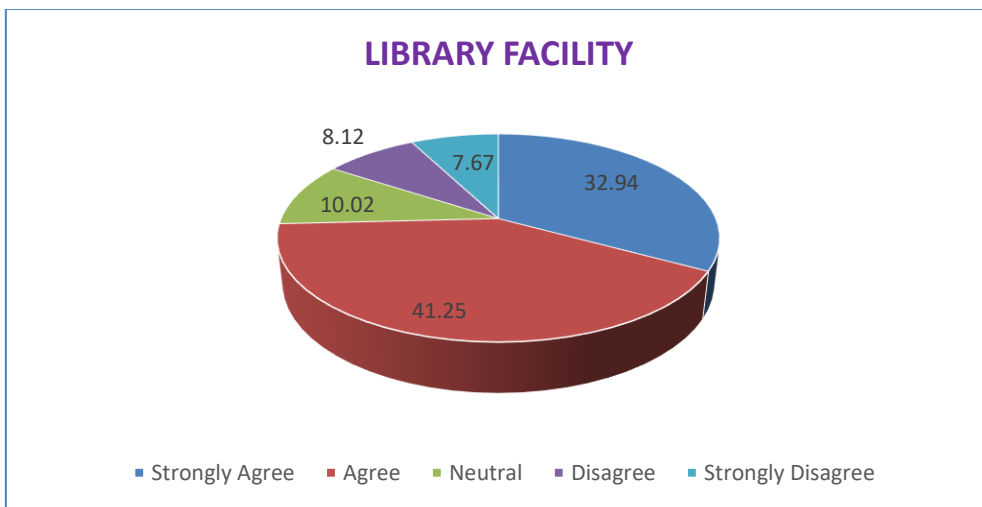


■ Strongly Agree ■ Agree ■ Neutral ■ Disagree ■ Strongly Disagree

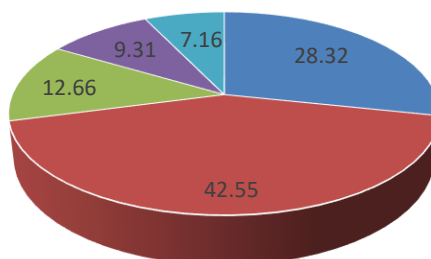
C) Feedback on the Facility/Ambience at the institution given by Employers (N=25)

Sr.No	Parameter	Strongly Agree	Agree	Neutral	Disagree	Strongly Disagree	Total
1	Computer laboratory facility	26.34	42.77	13.67	8.95	8.27	100.00
2	ICT Classroom facility	25.46	44.65	12.35	9.34	8.2	100.00
3	Library facility	32.94	41.25	10.02	8.12	7.67	100.00
4	Drinking water facility	28.36	43.61	10.39	9.32	8.32	100.00
5	Wash-room facility	27.31	40.27	14.34	9.34	8.74	100.00
6	Internet/Wi-Fi facility in College	28.32	42.55	12.66	9.31	7.16	100.00
7	Canteen facility	9.37	11.46	19.79	43.06	16.32	100.00
8	Cleanliness in Institution	28.11	39.67	13.67	9.88	8.67	100.00
9	Medical facility	27.12	43.11	10.77	9.68	9.32	100.00
10	Sport Facility	8.46	13.64	18.97	43.68	15.25	100.00



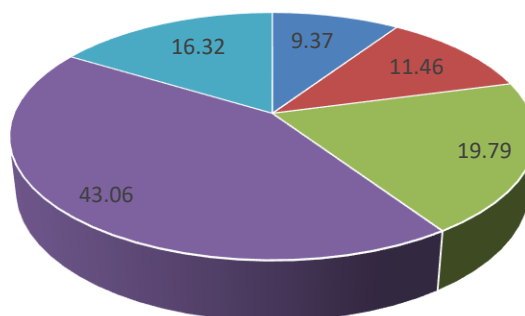


INTERNET/WI-FI FACILITY IN COLLEGE



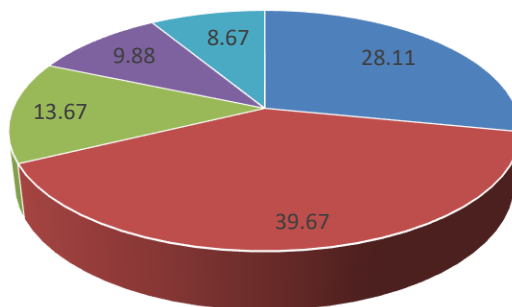
Strongly Agree Agree Neutral Disagree Strongly Disagree

CANTEEN FACILITY



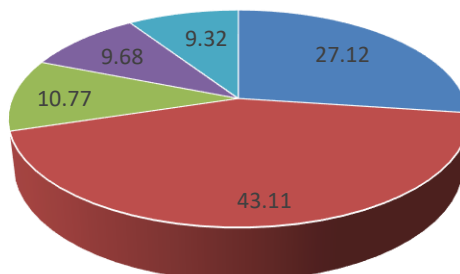
Strongly Agree Agree Neutral Disagree Strongly Disagree

CLEANLINESS IN INSTITUTION



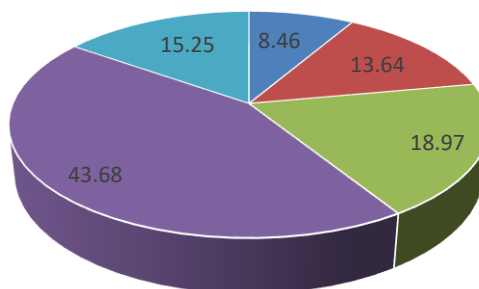
Strongly Agree Agree Neutral Disagree Strongly Disagree

MEDICAL FACILITY



■ Strongly Agree ■ Agree ■ Neutral ■ Disagree ■ Strongly Disagree

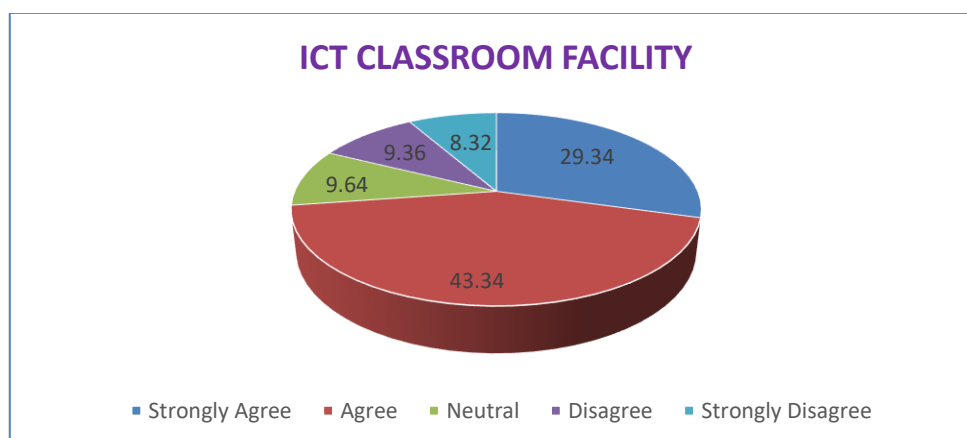
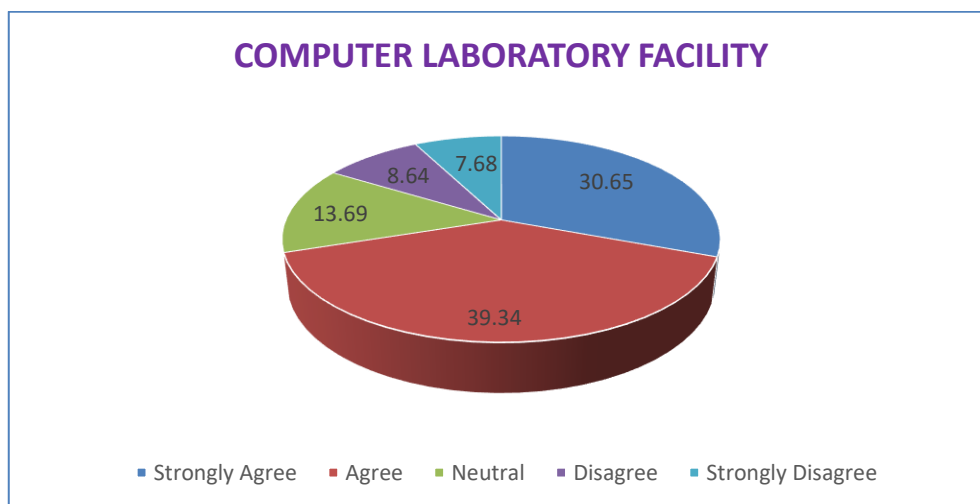
SPORT FACILITY



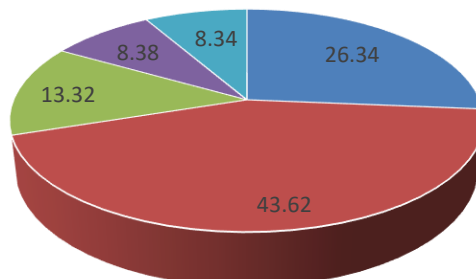
■ Strongly Agree ■ Agree ■ Neutral ■ Disagree ■ Strongly Disagree

D) Feedback on the Facility/Ambience at the institution given by Alumni (N=78)

Sr.No	Parameter	Strongly Agree	Agree	Neutral	Disagree	Strongly Disagree	Total
1	Computer laboratory facility	30.65%	39.34%	13.69%	8.64%	7.68%	100.00%
2	ICT Classroom facility	29.34%	43.34%	9.64%	9.36%	8.32%	100.00%
3	Library facility	26.34%	43.62%	13.32%	8.38%	8.34%	100.00%
4	Drinking water facility	31.36%	39.67%	13.47%	8.24%	7.26%	100.00%
5	Wash-room facility	32.35%	39.32%	9.86%	10.23%	8.24%	100.00%
6	Internet/Wi-Fi facility in College	28.23%	43.95%	12.2%	8.36%	7.26%	100.00%
7	Canteen facility	9.46%	16.17%	19.65%	42.38%	12.34%	100.00%
8	Cleanliness in Institution	32.36%	39.34%	11.95%	8.16%	8.19%	100.00%
9	Medical facility	31.52%	35.63%	14.24%	10.49%	8.12%	100.00%
10	Sport Facility	11.34%	13.49%	19.67%	39.34%	16.16%	100.00%

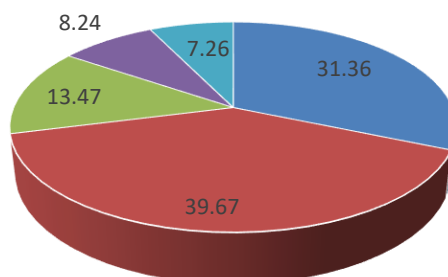


LIBRARY FACILITY



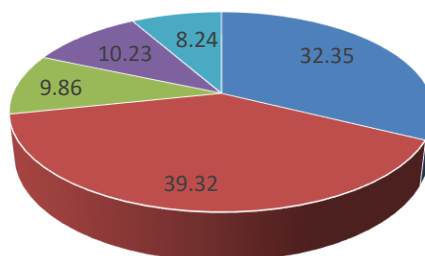
■ Strongly Agree ■ Agree ■ Neutral ■ Disagree ■ Strongly Disagree

DRINKING WATER FACILITY



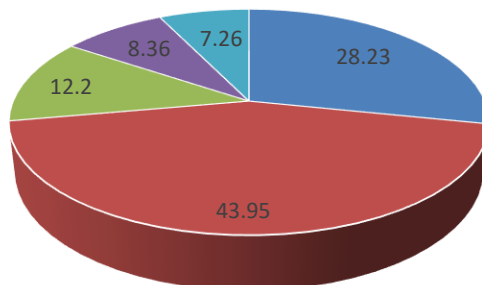
■ Strongly Agree ■ Agree ■ Neutral ■ Disagree ■ Strongly Disagree

WASH-ROOM FACILITY



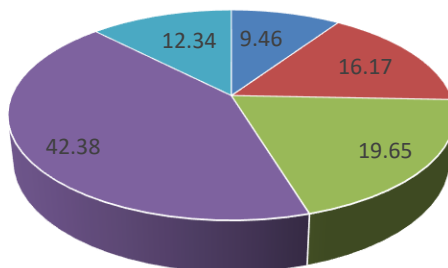
■ Strongly Agree ■ Agree ■ Neutral ■ Disagree ■ Strongly Disagree

INTERNET/WI-FI FACILITY IN COLLEGE



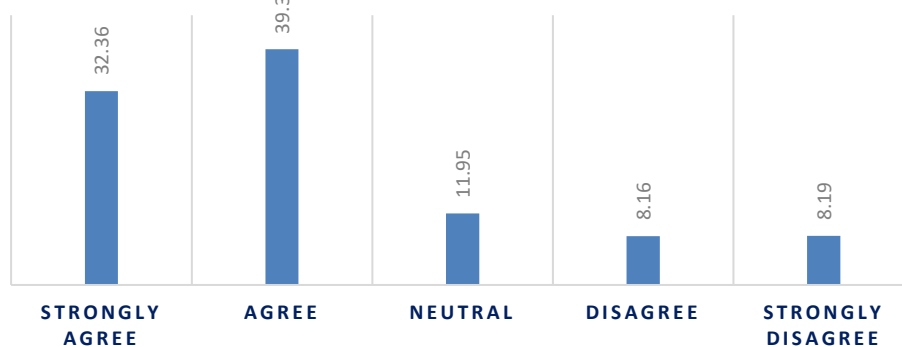
Strongly Agree Agree Neutral Disagree Strongly Disagree

CANTEEN FACILITY

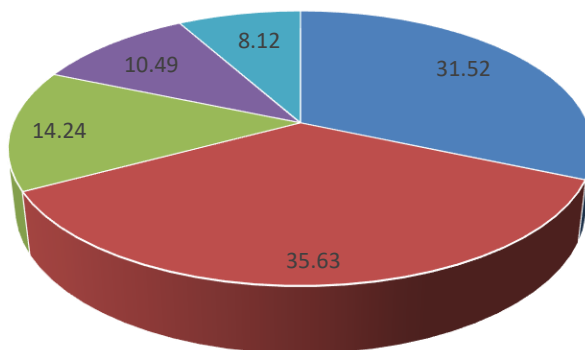


Strongly Agree Agree Neutral Disagree Strongly Disagree

CLEANLINESS IN INSTITUTION

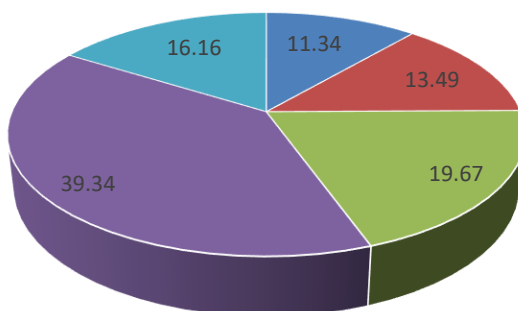


MEDICAL FACILITY



■ Strongly Agree ■ Agree ■ Neutral ■ Disagree ■ Strongly Disagree

SPORT FACILITY



■ Strongly Agree ■ Agree ■ Neutral ■ Disagree ■ Strongly Disagree

Dr. Shivaji Mundhe
Director,
IIMS,Pune.



Analysis of Student Feedback on Facility/Ambience at the Institution (N=358)

This analysis focuses on the feedback provided by 42 students on various facilities and ambience at the institution. The following elaborates on each parameter based on the given percentages.

1. Computer Laboratory Facility

- **Strongly Agree:** 29.23%
- **Agree:** 41.85%
- **Neutral:** 12.57%
- **Disagree:** 9.1%
- **Strongly Disagree:** 7.25%

Analysis: A majority of students (71.08%) are satisfied with the computer laboratory facilities, indicating that the labs are well-equipped and meet the students' needs. However, around 16.35% of students are dissatisfied, suggesting a need for improvement in some areas, possibly in the availability or quality of equipment and resources.

2. ICT Classroom Facility

- **Strongly Agree:** 31.65%
- **Agree:** 38.97%
- **Neutral:** 11.25%
- **Disagree:** 9.87%
- **Strongly Disagree:** 8.26%

Analysis: A significant 70.62% of students are pleased with the ICT classroom facilities, showing that these classrooms are effectively supporting digital and interactive learning. However, 18.13% are not satisfied, which could point to issues such as outdated technology or insufficient ICT resources.

3. Library Facility

- **Strongly Agree:** 27.89%
- **Agree:** 41.28%
- **Neutral:** 13.64%
- **Disagree:** 9.87%
- **Strongly Disagree:** 7.32%

Analysis: With 69.17% of students expressing satisfaction with the library facilities, it is clear that the library meets most students' academic needs. Nonetheless, 17.19% of dissatisfaction suggests that improvements could be made in areas such as resource availability, seating capacity, or library hours.

4. Drinking Water Facility

- **Strongly Agree:** 32.85%
- **Agree:** 38.98%



- **Neutral:** 10.02%
- **Disagree:** 9.57%
- **Strongly Disagree:** 8.58%

Analysis: A high satisfaction rate of 71.83% indicates that the drinking water facilities are adequate. However, nearly 18.15% of students are not satisfied, indicating potential issues such as water quality, availability, or maintenance.

5. Wash-room Facility

- **Strongly Agree:** 31.25%
- **Agree:** 41.51%
- **Neutral:** 11.58%
- **Disagree:** 8.79%
- **Strongly Disagree:** 6.87%

Analysis: A majority (72.76%) are satisfied with the wash-room facilities, but 15.66% are not. This feedback points to potential issues with cleanliness, availability, or maintenance of the wash-rooms.

6. Internet/Wi-Fi Facility in College

- **Strongly Agree:** 28.81%
- **Agree:** 41.58%
- **Neutral:** 10.87%
- **Disagree:** 9.87%
- **Strongly Disagree:** 8.87%

Analysis: A majority (70.39%) of students are satisfied with the Internet/Wi-Fi facilities, indicating that the connectivity is generally reliable. However, 18.74% dissatisfaction suggests issues such as connectivity problems, speed, or availability in certain areas.

7. Canteen Facility

- **Strongly Agree:** 5.25%
- **Agree:** 15.12%
- **Neutral:** 16.45%
- **Disagree:** 41.83%
- **Strongly Disagree:** 21.35%

Analysis: With only 20.37% satisfaction and a significant 63.18% dissatisfaction, the canteen facility is a major area of concern.

8. Cleanliness in Institution

- **Strongly Agree:** 27.34%
- **Agree:** 41.52%
- **Neutral:** 13.65%
- **Disagree:** 9.12%



- **Strongly Disagree:** 8.37%

Analysis: A total of 68.86% of students are satisfied with the cleanliness of the institution. However, 17.49% of students express dissatisfaction, suggesting that there might be inconsistencies in maintaining cleanliness across different areas of the institution.

9. Medical Facility

- **Strongly Agree:** 32.57%
- **Agree:** 37.87%
- **Neutral:** 12.28%
- **Disagree:** 9.64%
- **Strongly Disagree:** 7.64%

Analysis: A majority of 70.44% are satisfied with the medical facilities, indicating that basic medical needs are being met effectively. Yet, 17.28% dissatisfaction points to potential gaps in medical services, such as availability, response time, or quality of care.

10. Sports Facility

- **Strongly Agree:** 7.89%
- **Agree:** 15.64%
- **Neutral:** 22.34%
- **Disagree:** 43.62%
- **Strongly Disagree:** 10.51%

Analysis: The sports facility has a low satisfaction rate of 23.53% and a high dissatisfaction rate of 54.13%. This indicates significant issues like unavailability of outdoor sports ground.

Summary and Key Takeaways

- **High Satisfaction:** Computer laboratory, ICT classroom, library, drinking water, wash-room, and Internet/Wi-Fi facilities received high satisfaction rates, indicating these areas are generally well-maintained and meet students' needs.
- **Moderate Satisfaction:** Cleanliness and medical facilities received moderate satisfaction rates, suggesting that while they are generally acceptable, improvements are needed to address specific issues.
- **Low Satisfaction:** The canteen and sport facilities received the lowest satisfaction rates, indicating major areas of concern that need immediate attention.



Analysis of Teacher Feedback on Facility/Ambience at the Institution (N=18)

Based on the feedback provided by the teachers, an analysis has been conducted to identify the strengths and areas for improvement regarding the facilities and overall ambience at the institution.

1. Computer Laboratory Facility

Feedback: 67.8% positive (28.15% strongly agree, 39.65% agree), 17.89% negative (9.65% disagree, 8.24% strongly disagree)

Analysis:

- Majority of the teachers appreciate the computer laboratory facilities, indicating that the equipment and resources are generally adequate.
- A noticeable percentage of teachers have raised concerns, suggesting a need for further improvements or addressing specific issues.

2. ICT Classroom Facility

Feedback: 65.98% positive (29.65% strongly agree, 36.35% agree), 20.49% negative (10.85% disagree, 9.64% strongly disagree)

Analysis:

- The feedback suggests that while the ICT classrooms are generally well-received, a significant minority of teachers feel that there are areas needing enhancement, such as technology updates or better support.

3. Library Facility

Feedback: 71.22% positive (26.67% strongly agree, 44.55% agree), 17.83% negative (9.67% disagree, 8.16% strongly disagree)

Analysis:

- The library is well-regarded by the majority of teachers, indicating satisfaction with the resources and facilities available.
- However, there is room for improvement to address the concerns of the remaining teachers.

4. Drinking Water Facility

Feedback: 75.24% positive (30.35% strongly agree, 44.89% agree), 15.01% negative (7.88% disagree, 7.13% strongly disagree)

Analysis:



- The drinking water facility receives strong positive feedback, suggesting that it meets the needs of most teachers.
- A small percentage indicates that there could be improvements in maintenance or availability.

5. Wash-room Facility

Feedback: 69.21% positive (31.11% strongly agree, 38.1% agree), 18.21% negative (9.65% disagree, 8.56% strongly disagree)

Analysis:

- The wash-room facilities are satisfactory for the majority, but improvements in cleanliness or infrastructure might be needed to address the concerns of the remaining teachers.

6. Internet/Wi-Fi Facility in College

Feedback: 72.79% positive (28.23% strongly agree, 44.56% agree), 17.56% negative (8.76% disagree, 8.8% strongly disagree)

Analysis:

- Internet/Wi-Fi facilities are generally well-received, but there is a notable percentage of teachers who face connectivity issues, indicating a need for better infrastructure or support.

7. Canteen Facility

Feedback: 26.72% positive (9.16% strongly agree, 17.56% agree), 54.64% negative (41.62% disagree, 13.02% strongly disagree)

Analysis:

- The canteen facility has significant negative feedback.

8. Cleanliness in Institution

Feedback: 71.34% positive (29.34% strongly agree, 42% agree), 16.42% negative (8.75% disagree, 7.67% strongly disagree)

Analysis:

- Cleanliness is generally satisfactory, but there is a need for consistent efforts to maintain and improve standards to address the concerns of the remaining teachers.

9. Medical Facility

Feedback: 71.59% positive (25.25% strongly agree, 46.34% agree), 18.13% negative (9.64% disagree, 8.49% strongly disagree)



Analysis:

- The medical facility is well-regarded, indicating adequate healthcare provisions for teachers, though some improvements in facilities or services might be necessary.

10. Sport Facility

Feedback: 17.58% positive (7.89% strongly agree, 9.69% agree), 63.78% negative (45.89% disagree, 17.89% strongly disagree)

Analysis:

- The sport facility receives significant negative feedback, indicating issues such as inadequate infrastructure, poor maintenance, or lack of variety in sports programs that need to be addressed.

Summary and Key Actions

Positive Feedback Areas:

1. **Drinking Water Facility:** Well-maintained and accessible, though periodic reviews are necessary.
2. **Library Facility:** Adequate resources, but expanding collections and improving infrastructure can further enhance satisfaction.
3. **Internet/Wi-Fi Facility:** Generally good connectivity, with ongoing improvements to ensure reliability.

Analysis of Feedback on Facility/Ambience at the Institution (Employers)

The feedback collected from 25 employers regarding various facilities and the overall ambience at the institution is analysed. The feedback is categorized into ten parameters, with responses ranging from "Strongly Agree" to "Strongly Disagree."

1. Computer Laboratory Facility

- **Strongly Agree:** 26.34%
- **Agree:** 42.77%
- **Neutral:** 13.67%
- **Disagree:** 8.95%
- **Strongly Disagree:** 8.27%

The feedback on the computer laboratory facility is predominantly positive, with a combined 69.11% of employers either strongly agreeing or agreeing with the adequacy of the facility. A smaller percentage (17.22%) expressed dissatisfaction, either disagreeing or strongly disagreeing.

2. ICT Classroom Facility

- **Strongly Agree:** 25.46%
- **Agree:** 44.65%
- **Neutral:** 12.35%
- **Disagree:** 9.34%
- **Strongly Disagree:** 8.20%

Similar to the computer laboratory, the ICT classroom facility received strong approval from employers, with 70.11% indicating satisfaction. The neutral and negative feedback collectively accounted for 29.89%.

3. Library Facility

- **Strongly Agree:** 32.94%
- **Agree:** 41.25%
- **Neutral:** 10.02%
- **Disagree:** 8.12%
- **Strongly Disagree:** 7.67%

The library facility received the highest approval ratings, with 74.19% of employers either strongly agreeing or agreeing with the facility's quality. The level of dissatisfaction was relatively low at 15.79%.

4. Drinking Water Facility

- **Strongly Agree:** 28.36%
- **Agree:** 43.61%
- **Neutral:** 10.39%



- **Disagree:** 9.32%
- **Strongly Disagree:** 8.32%

The drinking water facility was well-received, with 71.97% of positive responses. However, a notable portion of employers, 17.64%, expressed dissatisfaction.

5. Wash-room Facility

- **Strongly Agree:** 27.31%
- **Agree:** 40.27%
- **Neutral:** 14.34%
- **Disagree:** 9.34%
- **Strongly Disagree:** 8.74%

Feedback on the wash-room facilities was mostly positive, with 67.58% of employers expressing satisfaction. Neutral responses were relatively high at 14.34%, indicating some room for improvement.

6. Internet/Wi-Fi Facility in College

- **Strongly Agree:** 28.32%
- **Agree:** 42.55%
- **Neutral:** 12.66%
- **Disagree:** 9.31%
- **Strongly Disagree:** 7.16%

The Internet/Wi-Fi facility garnered positive feedback from 70.87% of employers. The dissatisfaction level stood at 16.47%, suggesting a relatively high acceptance but some issues to address.

7. Canteen Facility

- **Strongly Agree:** 9.37%
- **Agree:** 11.46%
- **Neutral:** 19.79%
- **Disagree:** 43.06%
- **Strongly Disagree:** 16.32%

The canteen facility received the lowest approval ratings, with only 20.83% of employers expressing satisfaction. A significant 59.38% of employers were dissatisfied, indicating a major area needing improvement. The Institution does not have a canteen facility but there are mess and eateries available in and around the Institution which caters to the need of the students.

8. Cleanliness in Institution

- **Strongly Agree:** 28.11%
- **Agree:** 39.67%
- **Neutral:** 13.67%
- **Disagree:** 9.88%
- **Strongly Disagree:** 8.67%



Cleanliness in the institution received positive feedback from 67.78% of employers. Neutral and negative feedback collectively accounted for 32.22%, indicating that while the majority are satisfied, there is still room for enhancement.

9. Medical Facility

- **Strongly Agree:** 27.12%
- **Agree:** 43.11%
- **Neutral:** 10.77%
- **Disagree:** 9.68%
- **Strongly Disagree:** 9.32%

The medical facility received favourable feedback from 70.23% of employers. The dissatisfaction level was at 19%, suggesting that while most employers are content, improvements could be made. In house setup of minimum medical facilities should be made in the Institute.

10. Sports Facility

- **Strongly Agree:** 8.46%
- **Agree:** 13.64%
- **Neutral:** 18.97%
- **Disagree:** 43.68%
- **Strongly Disagree:** 15.25%

The sports facility received a low approval rating, with only 22.10% of employers expressing satisfaction on the indoor sports availability. A significant 58.93% of employers were dissatisfied, indicating that this is another area in need of considerable improvement.

Conclusion

Overall, the feedback highlights the strengths and weaknesses of the institution's facilities and ambience. The library, computer laboratory, ICT classroom, and medical facilities were the most well-received. Conversely, the canteen and sports facilities garnered the most dissatisfaction and require significant improvements to meet employer expectations. Continuous assessment and targeted enhancements in these areas will help elevate the institution's overall standing and satisfaction among employers.

Analysis of Feedback on Facility/Ambience at the Institution (Alumni)

To analyze and elaborate on the feedback from alumni regarding the facilities and ambience at the institution, we can look at the distribution of responses for each parameter. Here's a detailed breakdown:

1. Computer Laboratory Facility

- Strongly Agree: 30.65%
- Agree: 39.34%
- Neutral: 13.69%
- Disagree: 8.64%
- Strongly Disagree: 7.68%

Analysis: A combined 70% of alumni (Strongly Agree and Agree) are satisfied with the computer laboratory facilities, indicating a generally positive perception. However, nearly 16% (Disagree and Strongly Disagree) are dissatisfied, suggesting room for improvement.

2. ICT Classroom Facility

- Strongly Agree: 29.34%
- Agree: 43.34%
- Neutral: 9.64%
- Disagree: 9.36%
- Strongly Disagree: 8.32%

Analysis: Similar to the computer lab, about 72% of alumni are satisfied with the ICT classroom facilities. The percentage of dissatisfaction is slightly higher at about 17.68%, indicating some concerns that need addressing.

3. Library Facility

- Strongly Agree: 26.34%
- Agree: 43.62%
- Neutral: 13.32%
- Disagree: 8.38%
- Strongly Disagree: 8.34%

Analysis: The library facility has a high satisfaction rate of about 70%. However, around 16.72% are not satisfied, suggesting some alumni feel the library could be improved.

4. Drinking Water Facility

- Strongly Agree: 31.36%
- Agree: 39.67%
- Neutral: 13.47%
- Disagree: 8.24%
- Strongly Disagree: 7.26%

Analysis: A combined 71% of alumni are satisfied with the drinking water facilities. Approximately 15.5% are dissatisfied, indicating some issues with water availability or quality.

5. Wash-room Facility

- Strongly Agree: 32.35%
- Agree: 39.32%
- Neutral: 9.86%
- Disagree: 10.23%
- Strongly Disagree: 8.24%

Analysis: Satisfaction with washroom facilities is around 71%, but 18.47% of alumni are dissatisfied, highlighting an area that may need significant improvements.

6. Internet/Wi-Fi Facility in College

- Strongly Agree: 28.23%
- Agree: 43.95%
- Neutral: 12.2%
- Disagree: 8.36%
- Strongly Disagree: 7.26%

Analysis: About 72% of alumni are satisfied with the Internet/Wi-Fi facilities. With about 15.62% dissatisfied, this shows some areas for potential enhancement.

7. Canteen Facility

- Strongly Agree: 9.46%
- Agree: 16.17%
- Neutral: 19.65%
- Disagree: 42.38%
- Strongly Disagree: 12.34%

Analysis: The Institution does not have a canteen facility but there are mess and eateries available in and around the Institution which caters to the need of the students.

8. Cleanliness in Institution

- Strongly Agree: 32.36%
- Agree: 39.34%
- Neutral: 11.95%
- Disagree: 8.16%
- Strongly Disagree: 8.19%

Analysis: Cleanliness has a satisfaction rate of about 71.7%. With around 16.35% dissatisfied, there is a need for consistent maintenance of cleanliness standards.

9. Medical Facility

- Strongly Agree: 31.52%
- Agree: 35.63%
- Neutral: 14.24%



Yashaswi Education Society's

Reg No. Maha. : 417/2007/Pune

INTERNATIONAL INSTITUTE OF MANAGEMENT SCIENCE

An ISO 9001 Certified Institute

(Approved by AICTE Ministry of HRD Govt. of India, Recognised by Govt. of Maharashtra
and Affiliated to Savitribai Phule Pune University)

Campus. : IIMS Bldg, S. No. 169/1/A, Opp. Elpro International, Chinchwad, Pune - 411033. Ph.: (020) 27353730/32/33/34, Fax : (020) 27354731
Website. : www.iims.ac.in E-mail : info@iims.ac.in

- Disagree: 10.49%
- Strongly Disagree: 8.12%

Analysis: The Alumni are aware of the Institute's tie up with the medical service providers. However, they suggested that regular health check-ups should be conducted and mental health sessions should be conducted for the students regularly.

10. Sports Facility

- Strongly Agree: 11.34%
- Agree: 13.49%
- Neutral: 19.67%
- Disagree: 39.34%
- Strongly Disagree: 16.16%

Analysis: The Institute hires ground for outdoor sports activity as and when required.

Overall Analysis:

- The institution generally receives positive feedback on facilities like computer labs, ICT classrooms, libraries, drinking water, washrooms, Internet/Wi-Fi, and cleanliness, with around 70% satisfaction.
- Major areas of concern include the canteen and sports facilities, which have high dissatisfaction rates. These areas should be prioritized for improvements.
- Addressing the concerns raised in the feedback can enhance the overall satisfaction of the alumni and improve the reputation and functionality of the institution.

Dr Shivaji Mundhe
Director, IIMS